

COLONIAL INVESTMENT GRADE MUNICIPAL TRUST
Form N-Q
April 29, 2005

UNITED STATES
SECURITIES AND EXCHANGE COMMISSION
Washington, D.C. 20549

OMB APPROVAL
OMB Number: 3235-0578
Expires: February 28, 2006
Estimated average burden hours per
response.....20.00

FORM N-Q

**QUARTERLY SCHEDULE OF PORTFOLIO HOLDINGS OF REGISTERED
MANAGEMENT INVESTMENT COMPANY**

Investment Company Act file number 811-5785
Colonial Investment Grade Municipal Trust
(Exact name of registrant as specified in charter)
One Financial Center, Boston, Massachusetts 02111
(Address of principal executive offices) (Zip code)
Vincent Pietropaolo, Esq.
Columbia Management Group, Inc.
One Financial Center
Boston, MA 02111
(Name and address of agent for service)

Registrant's telephone number, including area code: 1-617-772-3698

Date of fiscal year end: 11/30/05

Date of reporting period: 02/28/05

Item 1. Schedule of Investments.

INVESTMENT PORTFOLIO


February 28, 2005 (Unaudited)

Colonial Investment Grade Municipal Trust

		Par (\$)	Value (\$)*
Municipal Bonds	140.5%		

EDUCATION 11.0%


Education 8.2%



Edgar Filing: COLONIAL INVESTMENT GRADE MUNICIPAL TRUST - Form N-Q

AL University South Alabama			
	Series 1999, Insured: AMBAC		
	(a) 11/15/18	2,500,000	1,359,825
FL Broward County Educational Facilities Authority			
	Nova Southeastern University, Series 2004 B,		
	5.500% 04/01/24	155,000	162,214
IL Chicago State University Auxiliary Facilities			
	Series 1998, Insured: MBIA		
	5.500% 12/01/23	1,085,000	1,259,045
MA Development Finance Agency			
	Western New England College, Series 2002,		
	6.125% 12/01/32	315,000	331,638
MN University of Minnesota			
	Series 1996 A,		
	5.750% 07/01/14	500,000	577,315
	Series 1999 A,		
	5.500% 07/01/21	2,000,000	2,323,160
NY St. Lawrence County Industrial Development Agency			
	St. Lawrence University, Series 1998 A, Insured: MBIA		
	5.500% 07/01/13	1,465,000	1,609,551
PA Higher Education Facilities Authority Revenue			
	Philadelphia University, Series 2004 A,		
	5.125% 06/01/25	500,000	492,220
TX Texas Tech University			
	Series 1999, Insured: AMBAC		
	5.000% 02/15/29	2,500,000	2,556,325
		Education Total	10,671,293

Prep School 1.6%



Edgar Filing: COLONIAL INVESTMENT GRADE MUNICIPAL TRUST - Form N-Q

MA Industrial Finance Agency

Tabor Academy,
Series 1998,

5.400% 12/01/28

1,000,000

1,032,230


**MO Health & Educational Facilities
Authority**

Central Institute for the Deaf,
Series 1999,
Insured: RAD

Municipal Bonds (continued)	Par (\$)	Value (\$)
[Redacted content]		

EDUCATION (continued)

Prep School (continued)



Edgar Filing: COLONIAL INVESTMENT GRADE MUNICIPAL TRUST - Form N-Q

	5.850% 01/01/22	600,000	654,174
NH Business Finance Authority			
	Proctor Academy, Series 1998 A,		
	5.400% 06/01/17	390,000	405,218
		Prep School Total	2,091,622

Student Loan 1.2%

Edgar Filing: COLONIAL INVESTMENT GRADE MUNICIPAL TRUST - Form N-Q

NE Nebhelp, Inc.

Series 1993 A-6, AMT,
Insured: MBIA

6.450% 06/01/18

1,500,000

1,573,845

Student Loan Total


1,573,845

EDUCATION TOTAL

14,336,760

HEALTH CARE 24.5%

Continuing Care Retirement 5.1%




Edgar Filing: COLONIAL INVESTMENT GRADE MUNICIPAL TRUST - Form N-Q

CA La Verne Certificate of Participation			
	Brethren Hillcrest Home, Series 2003 B,		
	6.625% 02/15/25	350,000	382,063
CT Development Authority			
	Elim Park Baptist, Inc., Series 2003,		
	5.750% 12/01/23	250,000	261,720
FL Capital Projects Finance Authority			
	Glenridge on Palmer Ranch, Series 2002 A,		
	8.000% 06/01/32	500,000	530,880
GA Fulton County			
	Canterbury Court Project, Series 2004 A,		
	6.125% 02/15/34	250,000	250,938
HI Department of Budget & Finance			
	Kahala Nui Project, Series 2003 A:		
	7.875% 11/15/23	250,000	277,250
	8.000% 11/15/33	250,000	276,647
IL Health Facilities Authority			
	Lutheran Senior Ministries, Series 2001,		
	7.375% 08/15/31	250,000	265,390
	Washington & Jane Smith Community, Series 2003 A,		
	7.000% 11/15/32	250,000	256,243

Municipal Bonds (continued)	Par (\$)	Value (\$)*
[Redacted content]		

HEALTH CARE (continued)

Continuing Care Retirement (continued)



Edgar Filing: COLONIAL INVESTMENT GRADE MUNICIPAL TRUST - Form N-Q


MD Westminster Economic Development Authority			
	Carroll Lutheran Village, Inc., Series 2004 A,		
	5.875% 05/01/21	500,000	514,965
MO Cole County Industrial Development Authority			
	Heisinger Projects, Series 2004,		
	5.500% 02/01/35	500,000	519,075
NJ Economic Development Authority			
	Winchester Gardens, Series 2004 A:		
	5.750% 11/01/24	350,000	364,514
	5.800% 11/01/31	250,000	258,123
PA Chartiers Valley Industrial & Commercial Development Authority			
	Friendship Village/South, Series 2003 A,		
	5.250% 08/15/13	500,000	508,890
PA Delaware County Authority			
	Dunwoody Village, Series 2003 A,		
	5.375% 04/01/17	250,000	266,432
PA Montgomery County Industrial Development Authority			
	Whitemarsh Care Project, Series 2005,		
	6.250% 02/01/35	300,000	303,207
TN Johnson City Health & Educational Facilities Board			
	Appalachian Christian Village Project, Series 2004 A,		
	6.250% 02/15/32	250,000	252,145
TN Shelby County Health, Educational & Housing Facilities Board			
	Germantown Village, Series 2003 A,		
	7.250% 12/01/34	150,000	156,815
TX Abilene Health Facilities Development Corp.			
	Sears Methodist Retirement Obligated Group, Series 2003 A,		

	7.000% 11/15/33	500,000	526,030
WI Health & Educational Facilities Authority			
	Eastcastle Place, Inc., Project, Series 2004,		
	6.125% 12/01/34	150,000	149,505
	Three Pillars Senior Communities, Series 2003,		

Municipal Bonds (continued)	Par (\$)	Value (\$)*
[Redacted content]		


HEALTH CARE (continued)

Continuing Care Retirement (continued)



Edgar Filing: COLONIAL INVESTMENT GRADE MUNICIPAL TRUST - Form N-Q

	5.600% 08/15/23	300,000	306,684
		Continuing Care Retirement Total	6,627,516
Health Services	0.4%		



Edgar Filing: COLONIAL INVESTMENT GRADE MUNICIPAL TRUST - Form N-Q

CO Health Facilities Authority

National Jewish Medical &
Research Center,
Series 1998 B,

5.375% 01/01/29 250,000 243,108


**MA Health & Educational Facilities
Authority**

Civic Investments, Inc.,
Series 2002 A,

9.000% 12/15/15 250,000 286,595

Health Services Total 529,703

Hospitals 15.5%




Edgar Filing: COLONIAL INVESTMENT GRADE MUNICIPAL TRUST - Form N-Q

CA Health Facilities Financing Authority			
	Catholic Healthcare West Series 2004 I,		
	4.950% 07/01/26	200,000	209,904
CA Rancho Mirage Joint Powers Financing Authority			
	Eisenhower Medical Center, Series 2004,		
	5.625% 07/01/29	1,000,000	1,051,070
CA Statewide Communities Development Authority			
	Kaiser Permanente, Series 2004 I,		
	3.450% 04/01/35	250,000	245,338
CA Turlock Health Facilities Financing Authority			
	Certificates of Participation, Emanuel Medical Center, Inc., Series 2004,		
	5.375% 10/15/34	500,000	512,280
CO Health Facilities Authority			
	Parkview Medical Center, Series 2004,		
	5.000% 09/01/25	250,000	251,825
	Vail Valley Medical Center Project, Series 2004,		
	5.000% 01/15/20	250,000	255,465
DE Health Facilities Authority			
	Beebe Medical Center, Series 2004 A,		
	5.000% 06/01/16	500,000	517,425
FL Orange County Health Facilities Authority			
	Orlando Regional Healthcare System: Series 1996 C, Insured: MBIA		

Municipal Bonds (continued)	Par (\$)	Value (\$)*
[Redacted content]		

HEALTH CARE (continued)

Hospitals (continued)



Edgar Filing: COLONIAL INVESTMENT GRADE MUNICIPAL TRUST - Form N-Q

	6.250% 10/01/13 Series 1999,	720,000	849,398
	6.000% 10/01/26 Series 2002,	175,000	184,982
	5.750% 12/01/32	150,000	159,737
FL South Broward Hospital District			
	Series 2002, 5.625% 05/01/32	1,000,000	1,075,530
GA Coffee County Hospital Authority			
	Coffee Regional Medical Center, Inc., Series 2004,		
	5.000% 12/01/26	350,000	351,242
IL Southwestern Development Authority			
	Anderson Hospital, Series 1999,		
	5.375% 08/15/15	380,000	396,781
IL State Development Finance Authority			
	Adventist Health System, Series 1999,		
	5.500% 11/15/20	900,000	947,466
IN Health Facilities Financing Authority			
	Community Foundation, Northwest Indiana, Inc., Series 2004 A,		
	6.000% 03/01/34	150,000	154,124
KS University Hospital Authority			
	Kansas University Health System, Series 2002,		
	5.625% 09/01/32	500,000	517,560
LA Public Facilities Authority			
	Touro Infirmary, Series 1999 A,		
	5.625% 08/15/29	500,000	509,840
MA Health & Educational Facilities Authority			
	Milford-Whitinsville Regional, Series 1998 C,		
	5.750% 07/15/13 South Shore Hospital, Series 1999 F,	500,000	522,715
	5.750% 07/01/29	1,000,000	1,037,540

Edgar Filing: COLONIAL INVESTMENT GRADE MUNICIPAL TRUST - Form N-Q

**MD Health & Higher Educational Facilities
Authority**

Adventist Healthcare,
Series 2003 A:


5.750% 01/01/25 250,000 263,065

5.000% 01/01/16 250,000 257,182

**MD Health & Educational Facilities
Authority**


Lifefridge Health,
Series 2004 A,

Municipal Bonds (continued)	Par (\$)	Value (\$)*
-----------------------------	----------	-------------



HEALTH CARE (continued)

Hospitals (continued)



Edgar Filing: COLONIAL INVESTMENT GRADE MUNICIPAL TRUST - Form N-Q

	5.125% 07/01/34	500,000	513,830
	University of Maryland Medical System, Series 2000,		
	6.750% 07/01/30	250,000	280,927
MI Hospital Finance Authority			
	Oakwood Obligated Group, Series 2003,		
	5.500% 11/01/18	400,000	430,284
MN St. Paul Housing & Redevelopment Authority			
	HealthEast, Inc., Series 1993 B,		
	6.625% 11/01/17	230,000	231,709
	Series 2001 A,		
	5.700% 11/01/15	250,000	249,860
NH Higher Educational & Health Facilities Authority			
	Catholic Medical Center, Series 2002,		
	6.125% 07/01/32	500,000	520,600
NJ Health Care Facilities Financing Authority			
	Capital Health Systems, Inc., Series 2003 A,		
	5.750% 07/01/23	350,000	374,720
NV Henderson Healthcare Facility			
	Catholic Healthcare West: Series 1998,		
	5.375% 07/01/26	250,000	253,978
	Series 1999 A,		
	6.750% 07/01/20	500,000	548,680
NY Dormitory Authority			
	North Shore - Long Island Jewish Medical Center, Series 2003,		
	5.500% 05/01/33	100,000	105,580
OH Lakewood			
	Lakewood Hospital Association, Series 2003,		
	5.500% 02/15/14	385,000	413,856
RI Health & Educational Building Corp.			
	Lifespan Obligated Group,		

Edgar Filing: COLONIAL INVESTMENT GRADE MUNICIPAL TRUST - Form N-Q

	6.375% 08/15/21	500,000	554,190
SC Jobs Economic Development Authority	Bon Secours Health Systems, Inc.,		


Municipal Bonds (continued)	Par (\$)	Value (\$)*
[Redacted content]		

Edgar Filing: COLONIAL INVESTMENT GRADE MUNICIPAL TRUST - Form N-Q

HEALTH CARE (continued)

Hospitals (continued)

	Series 2002 A,		
	5.500% 11/15/23	500,000	519,070
SC Lexington County Health Services District			
	Series 2003,		
	5.500% 11/01/23	500,000	527,175
SD Health & Educational Facilities Authority			
	Sioux Valley Hospital & Health System, Series 2004 A,		
	5.250% 11/01/34	250,000	256,505
TN Metropolitan Government, Nashville & Davidson Counties			
	Meharry Medical College, Series 1996, Insured: AMBAC		
	6.000% 12/01/16	1,575,000	1,853,476
TX Comal County Health Facilities Development Authority			
	McKenna Memorial, Series 2002 A,		
	6.250% 02/01/32	500,000	519,215
VA Augusta County Industrial Development Authority			
	Augusta Health Care, Inc., Series 2003,		
	5.250% 09/01/19	1,000,000	1,092,690
WI Health & Educational Facilities Authority			
	Aurora Health Care, Inc., Series 2003,		
	6.400% 04/15/33	175,000	192,689
	Fort Healthcare, Inc.,		
	5.375% 05/01/18	385,000	395,549
	Hospitals Total		20,105,052
Intermediate Care Facilities 0.5%			



Edgar Filing: COLONIAL INVESTMENT GRADE MUNICIPAL TRUST - Form N-Q

IL Health Facilities Financing Authority

Hoosier Care, Inc.,
Series 1999 A,

7.125% 06/01/34 460,000 395,237

MA Development Finance Agency

Evergreen Center, Inc.,
Series 2005,

5.000% 01/01/24 250,000 240,537

Intermediate Care Facilities
Total 635,774

Nursing Homes 3.0%

AK Juneau


St. Ann's Care Center,
Series 1999,

6.875% 12/01/25

500,000


506,885

Municipal Bonds (continued)	Par (\$)	Value (\$)*
------------------------------------	-----------------	--------------------



HEALTH CARE - (continued)

Nursing Homes - (continued)




Edgar Filing: COLONIAL INVESTMENT GRADE MUNICIPAL TRUST - Form N-Q

CO Health Facilities Authority			
	Pioneer Health Care, Series 1989,		
	10.500% 05/01/19	1,540,000	1,247,400
DE Economic Development Authority			
	Churchmans Village Project, Series 1991 A,		
	10.000% 03/01/21	885,000	894,186
PA Chester County Industrial Development Authority			
	RHA/Pennsylvania Nursing Home, Series 2002,		
	8.500% 05/01/32	755,000	741,183
PA Delaware County Authority			
	Main Line & Haverford Nursing, Series 1992,		
	9.000% 08/01/22(b)	565,000	497,200
WI Health & Educational Facilities Authority			
	Metro Health Foundation, Inc., Series 1993,		
	11.000% 11/01/22(b)	1,031,563	34,042
		Nursing Homes Total	3,920,896
		HEALTH CARE TOTAL	31,818,941

HOUSING 6.4%

Assisted Living/Senior 1.1%



Edgar Filing: COLONIAL INVESTMENT GRADE MUNICIPAL TRUST - Form N-Q

**NC Medical Care Community Health Care
Facilities**

DePaul Community Facilities,
Series 1998,

6.125% 01/01/28 500,000 456,070

**NY Suffolk County Industrial Development
Agency**

Gurwin Jewish Phase II,
Series 2004,

6.700% 05/01/39 500,000 515,770

**TX Bell County Health Facilities Development
Corp.**

Care Institute, Inc.,
Series 1994,

9.000% 11/01/24 460,000 430,399

Assisted Living/Senior Total 1,402,239

Multi-Family 5.2%

**AZ Maricopa County Industrial Development
Authority**


National Volunteer,
Series 1998 A,
Insured: FSA

5.100% 01/01/33

2,500,000


2,547,550

Municipal Bonds (continued)	Par (\$)	Value (\$)*
------------------------------------	-----------------	--------------------



HOUSING (continued)

Multi-Family (continued)

A large, solid light-blue rectangular area covers the majority of the page, indicating that the content has been redacted. The redaction extends from the top of the 'Multi-Family (continued)' section down to the bottom of the page.

Edgar Filing: COLONIAL INVESTMENT GRADE MUNICIPAL TRUST - Form N-Q

DC Housing Finance Agency			
	Henson Ridge, Series 2004 E, AMT, Insured: FHA		
	5.100% 06/01/37	500,000	492,640
FL Broward County Housing Finance Authority			
	Chaves Lake Apartment Project, Series 2000, AMT,		
	7.500% 07/01/40	500,000	500,895
FL Clay County Housing Finance Authority			
	Madison Commons Apartments, Series 2000 A, AMT,		
	7.450% 07/01/40	250,000	251,220
MN White Bear Lake			
	Birch Lake Townhome Project: Series 1989 B, AMT,		
	(a) 07/15/19 Series 1989 A, AMT,	668,000	307,240
	10.250% 07/15/19	775,000	777,929
NC Medical Care Community			
	ARC Projects, Series 2004 A,		
	5.800% 10/01/34	305,000	307,574
NJ Middlesex County Improvement Authority			
	Street Student Housing Project, Series 2004 A,		
	5.000% 08/15/18	300,000	311,451
Resolution Trust Corp.			
	Pass-Through Certificates, Series 1993 A,		
	8.500% 12/01/16	227,741	223,122
WA Tacoma Housing Authority			
	Redwood Series 2005, AMT, Insured: GNMA		
	5.050% 11/20/37(c)	1,040,000	1,034,800
		Multi-Family Total	6,754,421

Single Family 0.1%

Edgar Filing: COLONIAL INVESTMENT GRADE MUNICIPAL TRUST - Form N-Q

CO Housing Finance Authority

Series 2000 B-2, AMT,

7.250% 10/01/31

110,000

112,163

IL Chicago


Series 2000 A, AMT,

Guarantor: FNMA

Municipal Bonds (continued)	Par (\$)	Value (\$)*
[Redacted content]		

HOUSING (continued)

Single Family (continued)




Edgar Filing: COLONIAL INVESTMENT GRADE MUNICIPAL TRUST - Form N-Q

7.150% 09/01/31	55,000	55,969
	Single Family Total	168,132
	HOUSING TOTAL	8,324,792

INDUSTRIALS 3.1%

Food Products 1.0%



Edgar Filing: COLONIAL INVESTMENT GRADE MUNICIPAL TRUST - Form N-Q

MI Strategic Fund

Michigan Sugar Co.,
Carrollton Project,
Series 1998 C, AMT,

6.550% 11/01/25 250,000 236,630

**NE Washington County Waste Water Facilities
Authority**

Cargill, Inc.,
Series 2002, AMT,


5.900% 11/01/27 1,000,000 1,092,010

Food Products Total 1,328,640

Forest Products & Paper 1.1%

Edgar Filing: COLONIAL INVESTMENT GRADE MUNICIPAL TRUST - Form N-Q

AL Camden Industrial Development Board			
	Weyerhaeuser Co., Series 2003 B, AMT,		
	6.375% 12/01/24	275,000	298,581
AR Camden Environmental Improvement Project			
	International Paper Co., Series 2004 A, AMT,		
	5.000% 11/01/18	500,000	504,355
FL Escambia County Environmental Improvement Authority			
	International Paper Co., Series 2003 A, AMT,		
	5.750% 11/01/27	250,000	260,190
MS Lowndes County Solid Waste Disposal & Waste Control Revenue			
	Weyerhaeuser Co., Project, Series 1992 B,		
	6.700% 04/01/22	325,000	389,435
		Forest Products & Paper Total	1,452,561
Manufacturing 0.2%			



Edgar Filing: COLONIAL INVESTMENT GRADE MUNICIPAL TRUST - Form N-Q

MO State Development Finance Board

Procter & Gamble Co.,
Series 1999, AMT,

5.200% 03/15/29


250,000

269,395

Manufacturing Total

269,395

Oil & Gas 0.8%



NJ Middlesex County Pollution Control Authority

Amerada Hess Corp.,
Series 2004,

Municipal Bonds (continued)	Par (\$)	Value (\$)*
[Redacted content]		

INDUSTRIALS (continued)

Oil & Gas (continued)

Edgar Filing: COLONIAL INVESTMENT GRADE MUNICIPAL TRUST - Form N-Q

	6.050% 09/15/34	175,000	185,358
NV Clark County Industrial Development Authority			
	Southwest Gas Corp., Series 2003 E, AMT,		
	5.800% 03/01/38	250,000	268,695
TX Gulf Coast Industrial Development Authority			
	Citgo Petroleum, Series 1998, AMT,		
	8.000% 04/01/28	250,000	282,620
VI Public Finance Authority			
	Hovensa Refinery, Series 2003, AMT,		
	6.125% 07/01/22	200,000	214,722
		Oil & Gas Total	951,395
		INDUSTRIALS TOTAL	4,001,991

OTHER 7.3%

Other 0.5%

Edgar Filing: COLONIAL INVESTMENT GRADE MUNICIPAL TRUST - Form N-Q

NY Convention Center Operating Corp.

Yale Building Project,
Series 2003,

(a) 06/01/08


700,000

602,826

Other Total

602,826

Pool/Bond Bank 1.0%



Edgar Filing: COLONIAL INVESTMENT GRADE MUNICIPAL TRUST - Form N-Q

KS Development Finance Authority

Water Pollution Control,
5.500% 11/01/17

1,125,000

1,303,594

Pool/Bond Bank Total

1,303,594

Refunded/Escrowed (d) 4.3%

Edgar Filing: COLONIAL INVESTMENT GRADE MUNICIPAL TRUST - Form N-Q

FL Orange County Health Facilities Authority

Orlando Regional Healthcare
System,
Pre-refunded Escrowed to
Maturity, Series 1996 C,
Insured: MBIA

6.250% 10/01/13 1,740,000 2,086,626

IL Health Facilities Authority

Swedish American Hospital,
Pre-refunded 05/15/2011,
Series 2000,

6.875% 11/15/30 500,000 592,225

NC Lincoln County

Lincoln County Hospital,
Pre-refunded Escrowed to
Maturity, Series 1991,

9.000% 05/01/07 65,000 69,485

NC Municipal Power Agency

Catawba No. 1,
Pre-refunded Escrowed to
Maturity, Series 1986,

5.000% 01/01/20 1,670,000 1,849,007


NY New York City

Series 1997 A,

Municipal Bonds (continued)	Par (\$)	Value (\$)*
[Redacted content]		

OTHER (continued)

Refunded/Escrowed (d) (continued)



Edgar Filing: COLONIAL INVESTMENT GRADE MUNICIPAL TRUST - Form N-Q


	7.000% 08/01/07	80,000	86,216
TN Shelby County, Health, Education & Housing Facilities Board			
	Open Arms Development Center: Pre-refunded 08/01/2012, Series 1992 A,		
	9.750% 08/01/19	405,000	480,350
	Pre-refunded 08/01/2012, Series 1992 C,		
	9.750% 08/01/19	405,000	480,350
		Refunded/Escrowed Total	5,644,259

Tobacco 1.5%

--	--	--	--


Edgar Filing: COLONIAL INVESTMENT GRADE MUNICIPAL TRUST - Form N-Q

CA Golden State Tobacco Securitization Authority			
	Series 2003 A-1,		
	6.250% 06/01/33	750,000	764,235
	Series 2003 B,		
	5.500% 06/01/43	500,000	533,780
SC Tobacco Settlement Revenue Management Authority			
	Series 2001 B,		
	6.375% 05/15/28	400,000	408,164
WI Badger Tobacco Asset Securitization Corp.			
	Series 2002,		
	6.375% 06/01/32	250,000	254,247
		Tobacco Total	1,960,426
		OTHER TOTAL	9,511,105



OTHER REVENUE 2.1%

Hotels 0.1%



Edgar Filing: COLONIAL INVESTMENT GRADE MUNICIPAL TRUST - Form N-Q

**MA Boston Industrial Development Finance
Authority**

Crosstown Center Project,
Series 2002, AMT,

6.500% 09/01/35


100,000

97,673

Hotels Total

97,673

Recreation 1.6%



Edgar Filing: COLONIAL INVESTMENT GRADE MUNICIPAL TRUST - Form N-Q

CA Cabazon Band Mission Indian

Series 2004:

8.375% 10/01/15(e) 110,000 110,863

8.750% 10/01/19(e) 390,000 393,799

DC District of Columbia


Smithsonian Institution,
Series 1997,

5.000% 02/01/28 1,000,000 1,018,130

FL Capital Trust Agency


Seminole Tribe Convention
Center,
Series 2002 A,

Municipal Bonds (continued)	Par (\$)	Value (\$)*
------------------------------------	-----------------	--------------------



OTHER REVENUE (continued)

Recreation (continued)



Edgar Filing: COLONIAL INVESTMENT GRADE MUNICIPAL TRUST - Form N-Q

	10.000% 10/01/33(e)	500,000	569,845
		Recreation Total	2,092,637
Retail	0.4%		

Edgar Filing: COLONIAL INVESTMENT GRADE MUNICIPAL TRUST - Form N-Q

MN International Falls

Office Max Corp.,
Series 1999, AMT,

6.850% 12/01/29

500,000

541,930

Retail Total

541,930

OTHER REVENUE TOTAL

2,732,240

RESOURCE RECOVERY 3.0%

Disposal 1.2%


Edgar Filing: COLONIAL INVESTMENT GRADE MUNICIPAL TRUST - Form N-Q

IL Development Finance Authority			
	Waste Management, Inc., Series 1997, AMT,		
	5.050% 01/01/10	500,000	522,875
MA Industrial Finance Agency			
	Peabody Monofill Associates, Inc., Series 1995,		
	9.000% 09/01/05	45,000	45,545
MI State Strategic Fund			
	Waste Management, Series 1995, AMT,		
	5.200% 04/01/10	500,000	526,550
OH State Solid Waste			
	Republic Services, AMT,		
	4.250% 04/01/33	500,000	491,105
		Disposal Total	1,586,075

Resource Recovery 1.8%


Edgar Filing: COLONIAL INVESTMENT GRADE MUNICIPAL TRUST - Form N-Q

MA Industrial Finance Agency			
	Ogden Haverhill Project, Series 1998 A, AMT,		
	5.450% 12/01/12	1,250,000	1,267,075
PA Delaware County Industrial Development Authority			
	BFI, Series 1997 A,		
	6.100% 07/01/13	1,000,000	1,045,290
		Resource Recovery Total	2,312,365
		RESOURCE RECOVERY TOTAL	3,898,440



TAX-BACKED 53.8%

Local Appropriated 4.4%



CA Compton Certificates of Participation

Civic Center & Capital
Improvements,
Series 1997 A,

5.500% 09/01/15

500,000

523,440


CA Los Angeles County

Series 1999 A,
Insured: AMBAC

Municipal Bonds (continued)	Par (\$)	Value (\$)*
[Redacted content]		


TAX-BACKED (continued)

Local Appropriated (continued)



Edgar Filing: COLONIAL INVESTMENT GRADE MUNICIPAL TRUST - Form N-Q

	(a) 08/01/21	2,135,000	956,309
MN Andover Economic Development Authority			
	Andover Community Center,		
	5.000% 02/01/19	600,000	620,940
MN Hibbing Economic Development Authority			
	Series 1997,		
	6.400% 02/01/12	335,000	342,387
MO Industrial Development Finance Authority			
	St. Louis Convention Center, Series 2000, Insured: AMBAC		
	(a) 07/15/18	300,000	163,671
SC Berkeley County School District			
	Series 2003,		
	5.000% 12/01/28	500,000	507,405
SC Dorchester County School District No. 2			
	Series 2004,		
	5.250% 12/01/29	250,000	259,653
SC Lancaster Educational Assistance Program			
	Lancaster County School District,		
	Series 2004,		
	5.000% 12/01/26	550,000	555,461
TX Houston Independent School District			
	Series 1999 A, Insured: AMBAC		
	(a) 09/15/13	2,500,000	1,767,650
		Local Appropriated Total	5,696,916
Local General Obligations 19.8%			



Edgar Filing: COLONIAL INVESTMENT GRADE MUNICIPAL TRUST - Form N-Q

AK North Slope Borough

Series 2001 A,
Insured: MBIA

(a) 06/30/12 2,000,000 1,507,420

CA Las Virgenes Unified School District

Series 2001 C,
Insured: FGIC

(a) 11/01/22 1,210,000 513,379

CA Modesto High School District

Stanislaus County,
Series 2002 A,
Insured: FGIC

(a) 08/01/19 1,350,000 693,643

CA Pomona Unified School District

Series 2000 A,
Insured: MBIA

Municipal Bonds (continued)	Par (\$)	Value (\$)
[Redacted content]		

TAX-BACKED (continued)

Local General Obligations (continued)


Edgar Filing: COLONIAL INVESTMENT GRADE MUNICIPAL TRUST - Form N-Q

	6.450% 08/01/22	1,000,000	1,274,300
CA Vallejo City Unified School District			
	Series 2002 A, Insured: MBIA		
	5.900% 08/01/25	2,000,000	2,384,180
CA West Contra Costa Unified School District			
	Series 2001 B, Insured: MBIA		
	6.000% 08/01/24	250,000	306,325
CO Highlands Ranch Metropolitan District			
	Series 1996, Insured: CGIC		
	6.500% 06/15/11	1,375,000	1,615,996
IL Chicago Board of Education			
	Series 1998 B-1: Insured: FGIC		
	(a) 12/01/21 Insured: FGIC	2,000,000	897,360
	(a) 12/01/11	1,000,000	776,250
IL Chicago			
	Series 1995 A-2, Insured: AMBAC		
	6.250% 01/01/14 Series 1999, Insured: FGIC	1,480,000	1,754,940
	5.500% 01/01/23 Series 2001 A, Insured: MBIA	1,000,000	1,155,170
	(a) 01/01/15	3,000,000	1,958,550
IL Hoffman Estates Park District			
	Debt Certificates,		
	5.000% 12/01/16	500,000	529,670
IL St. Clair County Public Building Commission			
	Series 1997 B, Insured: FGIC		
	(a) 12/01/13	2,000,000	1,402,900
IL St. Clair County			
	Series 1999, Insured: FGIC		
	(a) 10/01/16	2,000,000	1,198,340
IL Will County School District No. 17			
	Series 2001, Insured: AMBAC		

Edgar Filing: COLONIAL INVESTMENT GRADE MUNICIPAL TRUST - Form N-Q

8.500% 12/01/15	1,400,000	1,968,428
MI Garden City School District		
Series 2001, Insured: QSBLF		
5.500% 05/01/16	325,000	360,990
MI St. John s Public School		
Series 1998,		

Municipal Bonds (continued)	Par (\$)	Value (\$)*
------------------------------------	-----------------	--------------------



TAX-BACKED (continued)

Local General Obligations (continued)

Edgar Filing: COLONIAL INVESTMENT GRADE MUNICIPAL TRUST - Form N-Q

	Insured: FGIC		
	5.100% 05/01/25	1,000,000	1,104,260
NY New York City			
	Series 2003 J,		
	5.500% 06/01/18	500,000	548,430
OH Kenston Local School District			
	Series 2003, Insured: MBIA		
	5.000% 12/01/23	1,000,000	1,057,600
TX Brenham			
	Series 2001, Insured: FSA		
	5.375% 08/15/16	1,040,000	1,150,022
TX Dallas County Flood Control District No. 1			
	Series 2002,		
	7.250% 04/01/32	500,000	518,175
TX La Joya Independent School District			
	Series 1998, Insured: PSFG		
	5.500% 02/15/12	1,000,000	1,070,380
		Local General Obligations Total	25,746,708

Special Non-Property Tax 6.3%

Edgar Filing: COLONIAL INVESTMENT GRADE MUNICIPAL TRUST - Form N-Q

FL Tampa Sports Authority			
	Tampa Bay Arena Project, Series 1995, Insured: MBIA		
	5.750% 10/01/25	1,000,000	1,193,680
NJ Economic Development Authority			
	Cigarette Tax, Series 2004,		
	5.750% 06/15/29	500,000	531,390
NM Dona Ana County			
	Series 1998, Insured: AMBAC		
	5.500% 06/01/15	1,000,000	1,141,690
NY New York City Transitional Finance Authority			
	Series 1998 A,		
	5.000% 11/15/26	1,960,000	2,037,400
NY State Local Government Assistance Corp.			
	Series 1993 E, 5.000% 04/01/21	3,000,000	3,267,540
		Special Non-Property Tax Total	8,171,700


Special Property Tax 3.1%

**CA Huntington Beach Community Facilities
District**

Municipal Bonds (continued)	Par (\$)	Value (\$)*
[Redacted content]		

TAX-BACKED (continued)


Special Property Tax (continued)



Edgar Filing: COLONIAL INVESTMENT GRADE MUNICIPAL TRUST - Form N-Q

	Grand Coast Resort, Series 2001,		
	6.450% 09/01/31	300,000	313,341
CA Lincoln Community Facilities District No. 2003-1			
	Series 2004,		
	5.550% 09/01/18	500,000	501,575
CA Oakdale Public Financing Authority			
	Central City Redevelopment Project, Series 2004,		
	5.375% 06/01/33	500,000	503,765
FL Celebration Community Development District			
	Series 2003 A,		
	6.400% 05/01/34	250,000	261,870
FL Double Branch Community Development District			
	Series 2002 A,		
	6.700% 05/01/34	335,000	362,430
FL Seven Oaks Community Development District			
	Series 2004 B,		
	5.000% 05/01/09	250,000	249,917
	Series 2004 A, 5.875% 05/01/35	500,000	503,865
IL Chicago Tax Increment			
	Pilsen Redevelopment, Series 2004 B,		
	6.750% 06/01/22	610,000	632,442
IL Lincolnshire Special Services No. 1			
	Sedgebrook Project, Series 2004,		
	6.250% 03/01/34	225,000	235,931
MO Riverside Tax Increment			
	L-385 Levee Project Series 2004,		
	5.250% 05/01/20	500,000	511,440
		Special Property Tax Total	4,076,576

State Appropriated 12.4%



IN State Office Building Commission

Women s Prison,
Series 1995 B,
Insured: AMBAC

6.250% 07/01/16


2,820,000

3,370,605

KY State Property & Buildings Commission


Project No. 73,

Municipal Bonds (continued)	Par (\$)	Value (\$)*
------------------------------------	-----------------	--------------------



TAX-BACKED (continued)

State Appropriated (continued)



Edgar Filing: COLONIAL INVESTMENT GRADE MUNICIPAL TRUST - Form N-Q

	Series 2001,		
	5.500% 11/01/14	455,000	510,542
NY Dormitory Authority	City University, Series 1993 A,		
	5.750% 07/01/18	5,000,000	5,764,550
	Mental Health Services, Series 1998 C,		
	5.000% 02/15/11	1,485,000	1,572,808
	State University, Series 2000 C, Insured: FSA		
	5.750% 05/15/17	1,000,000	1,180,470
NY Urban Development Corp.			
	5.600% 04/01/15	1,000,000	1,126,350
UT Building Ownership Authority	Facilities Master Lease, Series 1998 C,		
	Insured: FSA		
	5.500% 05/15/19	1,750,000	2,017,960
WV Building Commission	Series 1998 A,		
	Insured: AMBAC		
	5.375% 07/01/18	500,000	563,885
		State Appropriated Total	16,107,170

State General Obligations 7.8%

Edgar Filing: COLONIAL INVESTMENT GRADE MUNICIPAL TRUST - Form N-Q

CA State			
	Series 1995,		
	5.750% 03/01/19	70,000	71,571
DC District of Columbia			
	Series 1999 A, Insured: FSA		
	5.375% 06/01/18	890,000	969,388
MA State			
	Series 1998 C, 5.250% 08/01/17	1,000,000	1,117,260
NJ State			
	Series 2001, Insured: MBIA		
	5.250% 07/01/16	2,000,000	2,253,280
PR Commonwealth of Puerto Rico			
	Aqueduct & Sewer Authority, Series 1995: Insured: MBIA		
	6.250% 07/01/13	750,000	896,850
	6.250% 07/01/12	1,000,000	1,182,310
	Series 2001, Insured: FSA		


Municipal Bonds (continued)	Par (\$)	Value (\$)*
[Redacted content]		

TAX-BACKED (continued)

State General Obligations (continued)


Edgar Filing: COLONIAL INVESTMENT GRADE MUNICIPAL TRUST - Form N-Q

5.500% 07/01/17 Series 2004 A,	1,000,000	1,162,970
5.000% 07/01/30	300,000	319,890
TX State Series 1999 ABC,		
5.500% 08/01/35	2,000,000	2,149,860
	State General Obligations Total	10,123,379
	TAX-BACKED TOTAL	69,922,449



TRANSPORTATION 10.4%


Air Transportation 2.8%



Edgar Filing: COLONIAL INVESTMENT GRADE MUNICIPAL TRUST - Form N-Q

IL Chicago O Hare International Airport			
	United Air Lines, Inc., Series 2000 A, AMT,		
	6.750% 11/01/11(b)	800,000	285,848
IN Indianapolis Airport Authority			
	Fed Ex Corp., Series 2004, AMT,		
	5.100% 01/15/17	250,000	263,675
KY Kenton County Airport Board			
	Delta Air Lines, Inc., Series 1992 A, AMT,		
	7.500% 02/01/12	250,000	234,375
MN Minneapolis & St. Paul Metropolitan Airport Commission			
	Northwest Airlines, Inc., Series 2001 A, AMT,		
	7.000% 04/01/25	350,000	323,250
NC Charlotte Douglas International Airport			
	US Airways, Inc.: Series 1998, AMT,		
	5.600% 07/01/27(f) Series 2000, AMT,	500,000	297,990
	7.750% 02/01/28(f)	500,000	351,630
NJ Economic Development Authority			
	Continental Airlines, Inc., Series 1999, AMT,		
	6.250% 09/15/19	500,000	416,435
NY Port Authority of New York & New Jersey			
	JFK International Air Terminal, Series 1997, AMT, Insured: MBIA		
	6.250% 12/01/08	1,000,000	1,102,660
TX Houston Industrial Development Authority			
	Air Cargo, Perot Development, Series 2002, AMT,		

Municipal Bonds (continued)	Par (\$)	Value (\$)
------------------------------------	-----------------	-------------------




TRANSPORTATION (continued)

Air Transportation (continued)

Edgar Filing: COLONIAL INVESTMENT GRADE MUNICIPAL TRUST - Form N-Q

6.000% 03/01/23	390,018	403,668
Air Transportation Total		3,679,531

Airports 0.9%



Edgar Filing: COLONIAL INVESTMENT GRADE MUNICIPAL TRUST - Form N-Q

MA Port Authority

Series 1999, IFRN,
Insured: FGIC

9.874% 07/01/29(g)


1,000,000

1,188,050

Airports Total

1,188,050


Toll Facilities 4.3%



Edgar Filing: COLONIAL INVESTMENT GRADE MUNICIPAL TRUST - Form N-Q

CA Foothill/Eastern Transportation Corridor Agency			
	Series 1995 A,		
	5.000% 01/01/35(h)	1,000,000	924,270
CA San Joaquin Hills Transportation Corridor Agency			
	Series 1997 A,		
	Insured: MBIA		
	(a) 01/15/15	2,000,000	1,312,220
CO E-470 Public Highway Authority			
	Series 1997 B,		
	Insured: MBIA		
	(a) 09/01/11	2,000,000	1,568,720
CO Northwest Parkway Public Highway Authority			
	Series 2001 D,		
	7.125% 06/15/41	500,000	541,935
NH Turnpike Systems			
	Series 1991 C, IFRN,		
	Insured: FGIC		
	11.422% 11/01/17(g)	1,000,000	1,169,780
		Toll Facilities Total	5,516,925

Transportation 2.4%



Edgar Filing: COLONIAL INVESTMENT GRADE MUNICIPAL TRUST - Form N-Q

IL Regional Transportation Authority

Series 1994 C,
Insured: FGIC

7.750% 06/01/20	1,000,000	1,399,650
-----------------	-----------	-----------

NV Department of Business & Industry

Las Vegas Monorail Project,
Series 2000,

7.375% 01/01/30	250,000	257,090
-----------------	---------	---------

7.375% 01/01/40	250,000	255,870
-----------------	---------	---------


OH Toledo-Lucas County Port Authority

CSX Transportation, Inc.,
Series 1992,

Municipal Bonds (continued)	Par (\$)	Value (\$)
[Redacted content]		


TRANSPORTATION (continued)

Transportation (continued)




Edgar Filing: COLONIAL INVESTMENT GRADE MUNICIPAL TRUST - Form N-Q

6.450% 12/15/21	1,000,000	1,131,790
	Transportation Total	3,044,400
	TRANSPORTATION TOTAL	13,428,906



UTILITIES 18.9%

Independent Power Producers 1.4%



Edgar Filing: COLONIAL INVESTMENT GRADE MUNICIPAL TRUST - Form N-Q

MI Midland County Economic Development Corp.			
	Series 2000, AMT,		
	6.875% 07/23/09	600,000	622,110
NY New York City Industrial Development Agency			
	Brooklyn Navy Yard Partners, Series 1997, AMT,		
	5.650% 10/01/28	200,000	194,908
NY Suffolk County Industrial Development Authority			
	Nissequogue Cogeneration Partners Facilities, Series 1998,		
	5.500% 01/01/23	550,000	536,365
PA Carbon City Industrial Development Authority			
	Panther Creek Partners Project, Series 2000, AMT,		
	6.650% 05/01/10	140,000	151,386
PR Commonwealth of Puerto Rico Industrial, Educational, Medical & Environmental Authority			
	AES Project, Series 2000, AMT,		
	6.625% 06/01/26	320,000	345,882
		Independent Power Producers Total	1,850,651

Investor Owned 10.8%


Edgar Filing: COLONIAL INVESTMENT GRADE MUNICIPAL TRUST - Form N-Q

AZ Maricopa County Pollution Control			
	El Paso Electric Co., Series 2002 A,		
	6.250% 05/01/37	500,000	507,355
CA Chula Vista Industrial Development			
	San Diego Gas & Electric Co., Series 1996 B, AMT,		
	5.500% 12/01/21	625,000	667,719
FL Polk County Industrial Development Authority			
	Tampa Electric Co. Project, Series 1996, AMT,		
	5.850% 12/01/30	500,000	511,620
IN Petersburg			
	Indiana Power & Light Co., Series 1993 B, Insured: MBIA		
	5.400% 08/01/17	2,500,000	2,811,275
MI Strategic Fund			

Municipal Bonds (continued)	Par (\$)	Value (\$)
[Redacted content]		

UTILITIES (continued)

Investor Owned (continued)




Edgar Filing: COLONIAL INVESTMENT GRADE MUNICIPAL TRUST - Form N-Q

	Detroit Edison Co., Series 1998 A, AMT, Insured: MBIA		
	5.550% 09/01/29	3,000,000	3,177,960
MS Business Finance Corp.			
	Systems Energy Resources Project, Series 1998,		
	5.875% 04/01/22	1,000,000	1,004,760
MT Forsyth Pollution Control			
	Portland General, Series 1998 A,		
	5.200% 05/01/33	150,000	158,409
NV Clark County Industrial Development Authority			
	Nevada Power Co.: Series 1995 B, AMT,		
	5.900% 10/01/30	250,000	244,513
	Series 1997 A, AMT,		
	5.900% 11/01/32	250,000	244,510
OH Air Quality Development Authority			
	Cleveland Electric, Series 2002 A,		
	6.000% 12/01/13	650,000	689,780
PA Economic Development Financing Authority Exempt Facilities Revenue			
	Reliant Energy Seward, Series 2001 A, AMT,		
	6.750% 12/01/36	200,000	213,648
TX Brazos River Authority Pollution Control Revenue			
	TXU Electric Co., Series 2003 C, AMT,		
	6.750% 10/01/38	270,000	294,540
TX Brazos River Authority			
	TXU Electric Co.: Series 1999, AMT,		
	7.700% 04/01/33	250,000	295,032
	Series 2001 C, AMT,		
	5.750% 05/01/36	100,000	107,687
TX Matagorda County Navigation District No. 1			
	Houston Light & Power Co., Series 1997, AMT, Insured: AMBAC		
	5.125% 11/01/28	2,000,000	2,149,760

Municipal Bonds (continued)	Par (\$)	Value (\$)
[Redacted content]		

UTILITIES (continued)

Investor Owned (continued)



Edgar Filing: COLONIAL INVESTMENT GRADE MUNICIPAL TRUST - Form N-Q

WY Campbell County Pollution Control

Black Hills Power, Inc.,
Series 2004,

5.350% 10/01/24 500,000 509,850

WY Converse County Pollution Control

Pacificorp,
Series 1988,

3.900% 01/01/14 500,000 484,360

Investor Owned Total 14,072,778

Joint Power Authority 3.8%

Edgar Filing: COLONIAL INVESTMENT GRADE MUNICIPAL TRUST - Form N-Q

MA Municipal Wholesale Electric Co.

Power Supply System, Project
6-A,

Insured: MBIA

5.250% 07/01/14 1,000,000 1,104,380

NC Eastern Municipal Power Agency

Series 2003 F,

5.500% 01/01/16 285,000 306,563

NC Municipal Power Agency

Catawba Electric No. 1:

Series 1998 A,

Insured: MBIA

5.500% 01/01/15 640,000 722,995

Series 2003 A,

Insured: MBIA


5.250% 01/01/18 2,500,000 2,733,075

Joint Power Authority Total 4,867,013

Municipal Electric 1.4%

Edgar Filing: COLONIAL INVESTMENT GRADE MUNICIPAL TRUST - Form N-Q

CA Department of Water Resources			
	Power Supply Revenue		
	Bonds,		
	Series 2002 A,		
	Insured: AMBAC		
	5.500% 05/01/14	1,000,000	1,133,910
NC University of North Carolina at Chapel Hill			
	Series 1997,		
	(a) 08/01/14	1,000,000	685,110
		Municipal Electric Total	1,819,020
Water & Sewer	1.5%		



Edgar Filing: COLONIAL INVESTMENT GRADE MUNICIPAL TRUST - Form N-Q

MS V Lakes Utility District

Series 1994,		
8.250% 07/15/24	140,000	139,838


WA King County

Series 1999,		
Insured: FGIC		

Municipal Bonds (continued)	Par (\$)	Value (\$)
[Redacted content]		


UTILITIES (continued)

Water & Sewer (continued)



Edgar Filing: COLONIAL INVESTMENT GRADE MUNICIPAL TRUST - Form N-Q


5.250% 01/01/30	1,750,000	1,847,720
	Water & Sewer Total	1,987,558
	TOTAL UTILITIES	24,597,020



**Total Municipal Bonds (cost
of \$172,572,584)**


182,572,644

Municipal Preferred Stocks 1.2%




HOUSING 1.2%

Multi-Family 1.2%



Edgar Filing: COLONIAL INVESTMENT GRADE MUNICIPAL TRUST - Form N-Q

Charter Municipal Mortgage Acceptance Co.			
AMT:			
6.300%	04/30/19(e)	500,000	536,620
7.600%	11/30/10(e)	500,000	576,020
GMAC Municipal Mortgage			
AMT,			
5.600%	10/31/39(e)	500,000	501,485
Multi-Family Total			1,614,125
HOUSING TOTAL			1,614,125



Total Municipal Preferred Stocks (cost of \$1,500,000)	1,614,125
---	------------------

Investment Companies	0.1%
-----------------------------	-------------

Edgar Filing: COLONIAL INVESTMENT GRADE MUNICIPAL TRUST - Form N-Q

Dreyfus Tax-Exempt Cash Management Fund	200,001	200,001
Total Investment Companies (cost of \$200,001)		200,001

Short-Term Obligations 3.8%

Edgar Filing: COLONIAL INVESTMENT GRADE MUNICIPAL TRUST - Form N-Q

VARIABLE RATE DEMAND NOTES (i) 3.8%

CA State Department Water Resources

Power Supply Revenue,
Series 2002 B-2,
LOC: BNP Paribas

1.750% 05/01/22 2,400,000 2,400,000

**FL Alachua Health Facilities Authority
Continuing Care**

Oak Hammock University,
Series 2002 A,
LOC: BNP Paribas

1.750% 10/01/32 200,000 200,000

**FL Collier County Health Facilities Authority
Hospital Revenue**

Cleveland Clinic Health,

Short-Term Obligations (continued)	Par (\$)	Value (\$)
[Redacted content]		

Edgar Filing: COLONIAL INVESTMENT GRADE MUNICIPAL TRUST - Form N-Q

VARIABLE RATE DEMAND NOTES (i)
(continued)

	Series 2003 C-1, LOC: JPMorgan Chase Bank		
	1.740% 01/01/35	100,000	100,000
FL Orange County School Board			
	Certificates of Participation, Series 2002 B,		
	1.780% 08/01/27	300,000	300,000
IA Woodbury County Educational Facilities			
	Siouxland Medical Educational Foundation, Series 1996,		
	1.920% 11/01/16	100,000	100,000
IL Quad Cities Regional Economic Development Authority			
	Two Rivers YMCA Project, Series 2002,		
	1.800% 12/01/31	100,000	100,000
NY New York City Municipal Water Finance Authority			
	Water & Sewer Systems, Series 1994 G, Insured: FGIC		
	1.750% 06/15/24	1,700,000	1,700,000
		VARIABLE RATE	4,900,000
		DEMAND NOTES TOTAL	

Edgar Filing: COLONIAL INVESTMENT GRADE MUNICIPAL TRUST - Form N-Q

Total Short-Term Obligations (cost of \$4,900,000)	4,900,000
Total Investments 145.6% (cost of \$179,172,585)(j)(k)	189,286,770
Auction Preferred Shares plus cumulative unpaid distributions (46.2)%	(60,022,539)
Other Assets & Liabilities, Net 0.6%	707,837
Net Assets Applicable to Common Shareholders 100.0%	129,972,068

Notes to Investment Portfolio:

* Security Valuation:

Debt securities generally are valued by pricing services approved by the Trust's Board of Trustees, based upon market transactions for normal, institutional-size trading units of similar securities. The services may use various pricing techniques which take into account appropriate factors such as yield, quality, coupon rate, maturity, type of issue, trading characteristics and other data, as well as broker quotes. Debt securities for which quotations are readily available are valued at an over-the-counter or exchange bid quotation. Certain debt securities, which tend to be more thinly traded and of lesser quality, are priced based on fundamental analysis of the financial condition of the issuer and the estimated value of any collateral. Valuations developed through pricing techniques may vary from the actual amounts realized upon sale of the securities, and the potential variation may be greater for those securities valued using fundamental analysis.

Short-term debt obligations maturing within 60 days are valued at amortized cost, which approximates market value.

Futures contracts are valued at the settlement price established each day by the board of trade or exchange on which they are traded.

Investments for which market quotations are not readily available, or quotations which management believes are not appropriate, are valued at fair value as determined in good faith under consistently applied procedures established by and under the general supervision of the Board of Trustees.

- (a) Zero coupon bond.
- (b) The issuer has filed for bankruptcy protection under Chapter 11, and is in default of certain debt covenants. Income is not being accrued. As of February 28, 2005, the value of these securities amounted to \$817,090, which represents 0.6% of net assets.
- (c) Security purchased on a delayed delivery basis.
- (d) The Trust has been informed that the issuer has placed direct obligations of the U.S. Government in an irrevocable trust, solely for the payment of principle and interest.
- (e) Security exempt from registration pursuant to Rule 144A under the Securities Act of 1933. These securities may be resold in transactions exempt from registration, normally to qualified institutional buyers. At February 28, 2005, these securities amounted to \$2,688,632, which represents 2.1% of net assets.
- (f) The issuer has filed for bankruptcy protection under Chapter 11. Income is being accrued. As of February 28, 2005, the value of these securities amounted to \$649,620, which represents 0.5% of net assets.
- (g) Variable rate security. The interest rate shown reflects the rate as of February 28, 2005.
- (h) A portion of the security with a market value of \$887,299 is pledged as collateral for open futures contracts.

Edgar Filing: COLONIAL INVESTMENT GRADE MUNICIPAL TRUST - Form N-Q

- (i) Variable rate demand notes. These securities are payable upon demand and are secured by letters of credit or other credit support agreements from banks. The interest rates change periodically and the interest rates shown reflects the rate as of February 28, 2005.
- (j) Cost for federal income tax purposes is \$178,856,760.
- (k) Unrealized appreciation and depreciation at February 28, 2005, based on cost of investments for federal income tax purposes was:

Unrealized Appreciation	Unrealized Depreciation	Net Unrealized Appreciation
\$ 15,588,728	\$ (5,158,718)	\$ 10,430,010

At February 28, 2005, the Trust held the following open short futures contracts:

Type	Contracts	Value	Aggregate Face Value	Expiration Date	Unrealized (Depreciation)
U.S. Treasury Notes	177	\$ 19,624,875	\$ 19,747,425	Mar-2005	\$ (150,450)
U.S. Treasury Bonds	175	19,791,406	19,546,406	Jun-2005	(245,000)
					\$ (395,450)

Acronym	Name
AMBAC	Ambac Assurance Corp.
AMT	Alternative Minimum Tax
CGIC	Capital Guaranty Insurance Co.
GIC	Financial Guaranty Insurance Co.
FHA	Federal Housing Administration
FNMA	Federal National Mortgage Association
FSA	Financial Security Assurance, Inc.
GNMA	Government National Mortgage Association
IFRN	Inverse Floating Rate Note
LOC	Letter of Credit
MBIA	MBIA Insurance Corp.
PSFG	Permanent School Fund Guaranteed
QSBLF	Qualified State Bond Loan Fund
RAD	Radian Asset Assurance, Inc.

Item 2. Controls and Procedures.

(a) The registrant's principal executive officer and principal financial officer, based on their evaluation of the registrant's disclosure controls and procedures as of a date within 90 days of the filing of this report, have concluded that such controls and procedures are adequately designed to ensure that information required to be disclosed by the registrant in Form N-Q is accumulated and communicated to the registrant's management, including the principal executive officer and principal financial officer, or persons performing similar functions, as appropriate to allow timely decisions regarding required disclosure.

(b) There were no changes in the registrant's internal control over financial reporting that occurred during the registrant's last fiscal quarter that has materially affected, or is reasonably likely to materially affect, the registrant's internal control over financial reporting.

Item 3. Exhibits.

Certifications pursuant to Rule 30a-2(a) under the Investment Company Act of 1940 (17 CFR 270.30a-2(a)) attached hereto as Exhibit 99.CERT.

SIGNATURES

Pursuant to the requirements of the Securities Exchange Act of 1934 and the Investment Company Act of 1940, the registrant has duly caused this report to be signed on its behalf by the undersigned, thereunto duly authorized.

(registrant) Colonial Investment Grade Municipal Trust

By (Signature and Title) /S/ Christopher L. Wilson
Christopher L. Wilson, President

Date April 27, 2005

Pursuant to the requirements of the Securities Exchange Act of 1934 and the Investment Company Act of 1940, this report has been signed below by the following persons on behalf of the registrant and in the capacities and on the dates indicated.

By (Signature and Title) /S/ Christopher L. Wilson
Christopher L. Wilson, President

Date April 27, 2005

By (Signature and Title) /S/ J. Kevin Connaughton
J. Kevin Connaughton, Treasurer

Date April 27, 2005
